

Signify Classified - Internal
Cooper Lighting Solutions Photometric Lab
1121 Highway 74 South
Peachtree City, GA 30269



Scaled data based on original data using
LM-79-08 Approved Method: Electrical and Photometric Measurements of Solid-
State Lighting Products

Test Report Prepared for
Cooper Lighting Solutions
(formerly Eaton)

Brand: INVUE

Report Number: P868390

Luminaire Tested: **EMM2-HTN-SA1B-730-U-T2R**

Issue Date: 08/22/2024



Test Information

Test Method: LM-79-08
Report Number: P868390
Test Lab: INNOVATION CENTER(G3)
Issue Date: 08/22/2024
Manufacturer: COOPER LIGHTING SOLUTIONS (FORMERLY EATON)
Product Line: INVUE
Catalog Number: EMM2-HTN-SA1B-730-U-T2R
Description: EPIC MODERN TALL HOUSING DISCRETE LED ARRAYS 60W 70CRI 3000K
FIXTURE w/ TYPE II ROADWAY DISTRIBUTION OPTIC
Light Source: (10) 3000K CCT, 70 CRI LEDS
Ballast/Driver: ELECTRONIC DRIVER

Summary

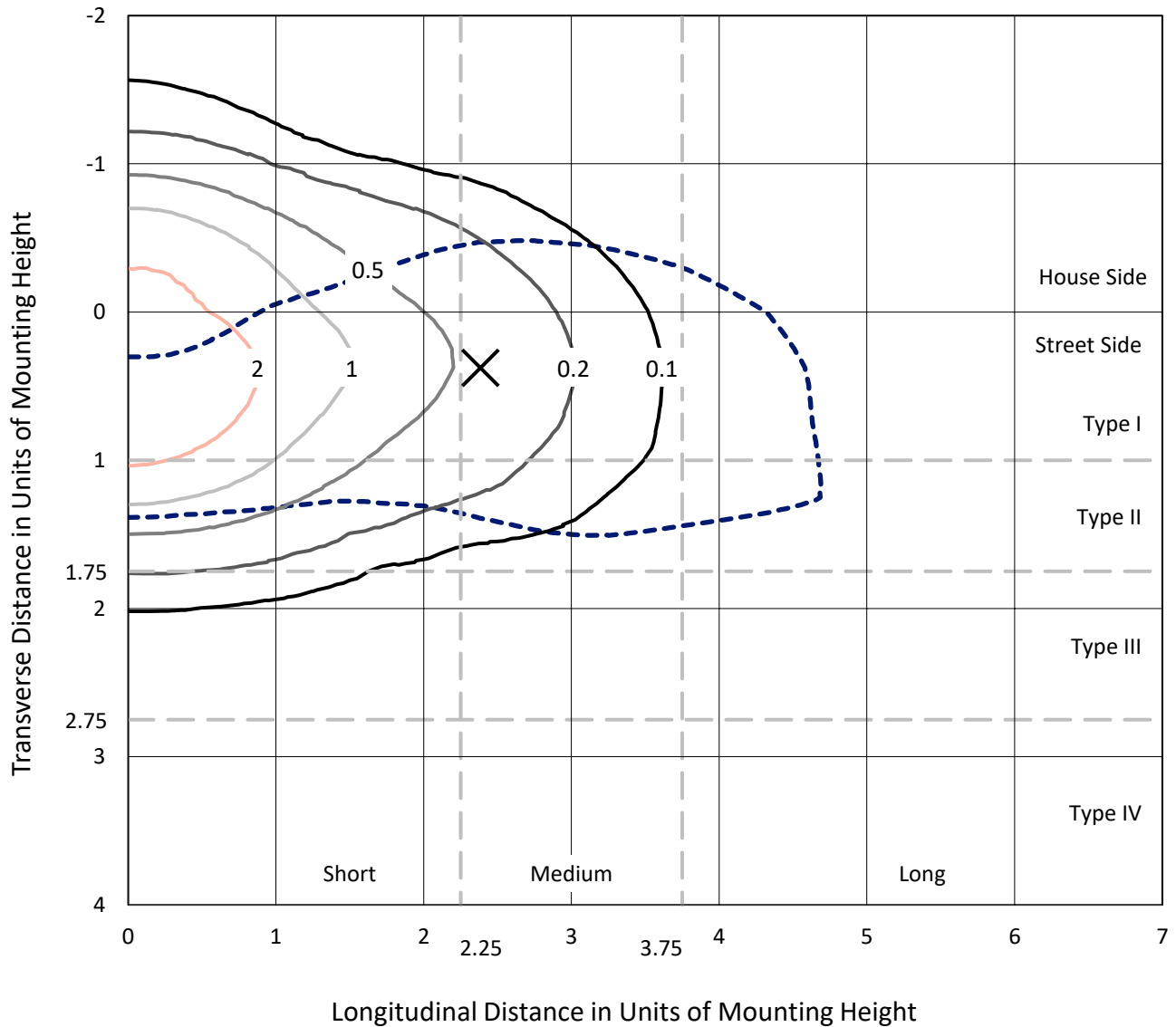
Lumens per Lamp: N/A
Luminaire Lumens: 5931.4 lumens
Efficiency: N/A
Efficacy: 134.8 lumens/watt
Luminous Opening: Rectangular (W 0.33' x L: 0.33' x H: 0')
IES Classification: Type II - Medium
BUG Rating: B1 - U0 - G1

Input Watts (W): 44
Input Voltage (V): 120
Input Current (A_{in}): NR
Voltage Rise (V): NR
Power Factor: 0.99
Total Harmonic Distortion (THDi): 6.91%
Frequency (hertz): 60
Stabilization Time: NR
Operation Time: NR
Ambient Temperature (°C): NR
Test Distance: 24 FT

REPORT NUMBER: P868390
 CATALOG NUMBER: EMM2-HTN-SA1B-730-U-T2R

Iso-Footcandle Lines of Horizontal Illumination

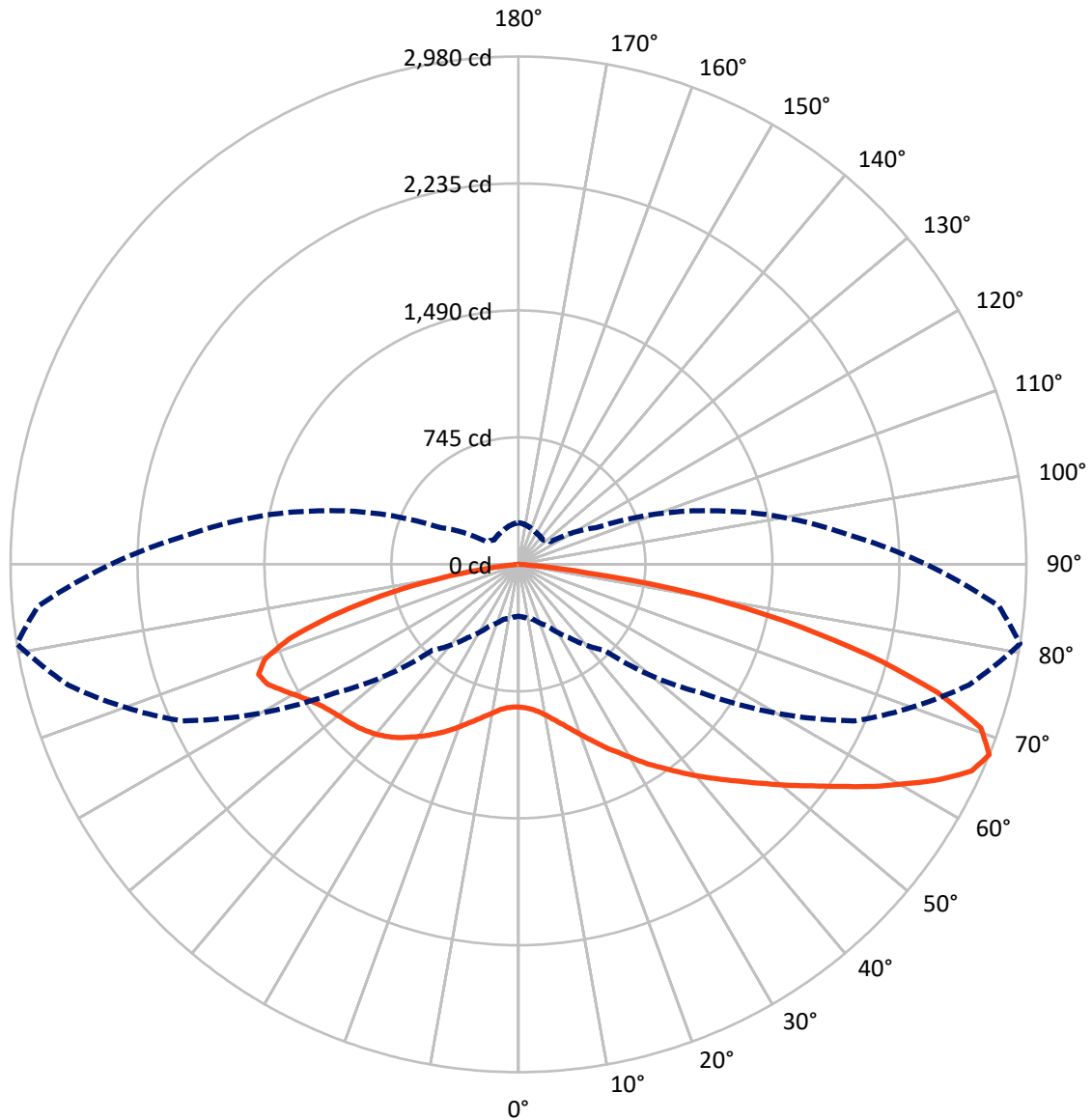
× Max cd
 - - - 1/2 Max cd



Based on 20 foot mounting height. Maximum calculated value = 3.8 fc
 Type II - Medium - N/A

REPORT NUMBER: P868390
CATALOG NUMBER: EMM2-HTN-SA1B-730-U-T2R

Luminous Intensity Polar Plot



— Vertical Plane Through 81-Deg Lateral - - - Horizontal Cone Through 67.5-Deg Vertical

REPORT NUMBER: P868390
 CATALOG NUMBER: EMM2-HTN-SA1B-730-U-T2R

FLUX DISTRIBUTION:

		Downward	Upward	Total
House Side	Lumens	1817.5	0.0	1817.5
	% Fixture	30.6	0.0	30.6
Street Side	Lumens	4113.9	0.0	4113.9
	% Fixture	69.4	0.0	69.4
Total	Lumens	5931.4	0.0	5931.4
	% Fixture	100.0	0.0	100.0

ZONAL LUMENS:

Zone	Lumens	% Fixture
0°-10°	85.4	1.4
10°-20°	303.1	5.1
20°-30°	603.7	10.2
30°-40°	948.5	16.0
40°-50°	1176.3	19.8
50°-60°	1149.9	19.4
60°-70°	967.0	16.3
70°-80°	614.4	10.4
80°-90°	82.9	1.4
90°-100°	0.0	0.0
100°-110°	0.0	0.0
110°-120°	0.0	0.0
120°-130°	0.0	0.0
130°-140°	0.0	0.0
140°-150°	0.0	0.0
150°-160°	0.0	0.0
160°-170°	0.0	0.0
170°-180°	0.0	0.0
0°-90°	5931.4	100.0
0°-180°	5931.4	100.0

Coefficient of Utilization

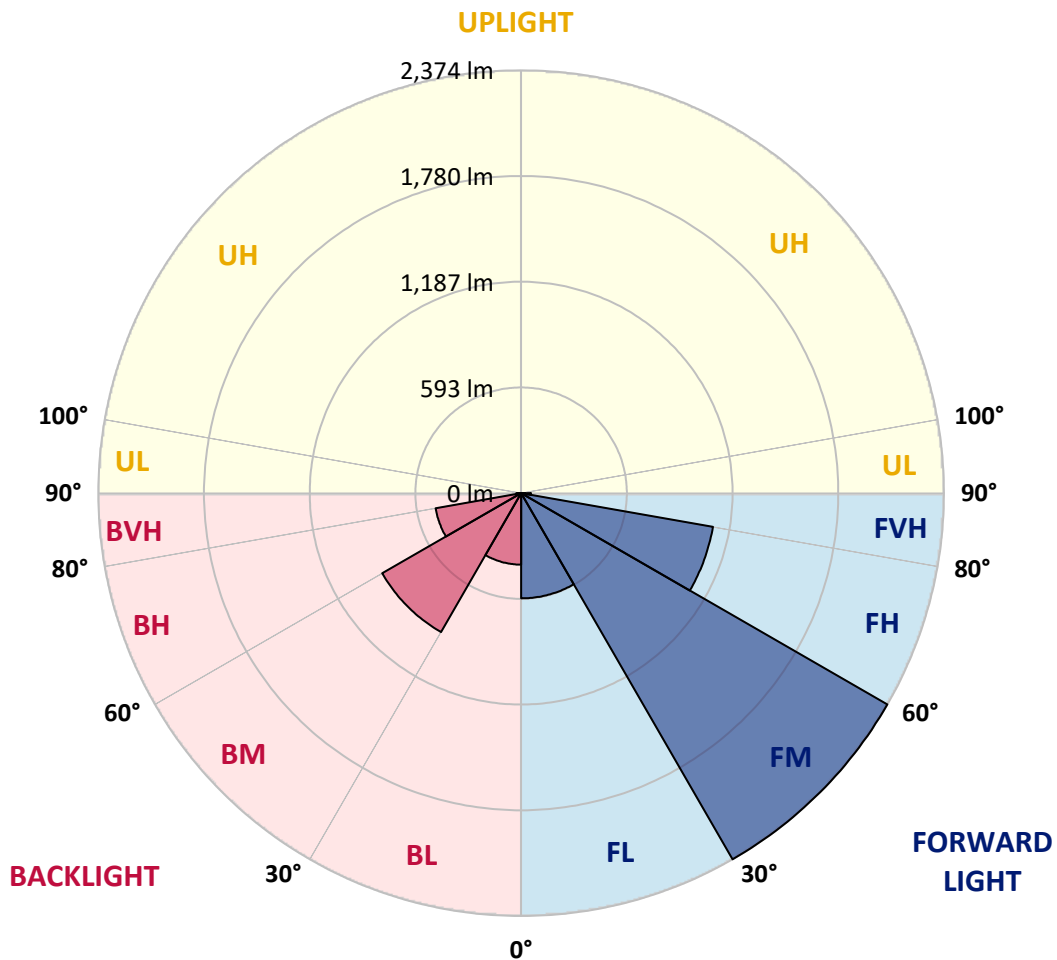


REPORT NUMBER: P868390
 CATALOG NUMBER: EMM2-HTN-SA1B-730-U-T2R

LUMINAIRE CLASSIFICATION SYSTEM LUMEN TABLE AND BUG RATING:

Zone	Lumens	% Fixture	Zone Rating/Lumen Limit		
			B	U	G
FL (0°-30°)	590.8	10.0			
FM (30°-60°)	2373.9	40.0			
FH (60°-80°)	1093.6	18.4			G1/1800
FVH (80°-90°)	55.6	0.9			G1/100
BL (0°-30°)	401.5	6.8	B1/500		
BM (30°-60°)	900.8	15.2	B1/1000		
BH (60°-80°)	487.9	8.2	B1/500		G1/500
BVH (80°-90°)	27.4	0.5			G1/100
UL (90°-100°)	0.0	0.0		U0/0	
UH (100°-180°)	0.0	0.0		U0/0	

BUG Rating: B1-U0-G1
 Type II Medium





REPORT NUMBER: P868390

CATALOG NUMBER: EMM2-HTN-SA1B-730-U-T2R

CANDELA DISTRIBUTION (FULL):

	0°	5°	15°	25°	35°	45°	55°	65°	75°	81°	85°
0°	837.4	837.4	837.4	837.4	837.4	837.4	837.4	837.4	837.4	837.4	837.4
2.5°	866.8	865.6	865.6	856.2	856.2	853.9	855.1	848.0	844.5	843.3	842.1
5°	929.2	929.2	922.1	916.2	904.5	893.9	884.5	870.3	859.8	855.1	851.5
7.5°	1023.2	1016.2	1013.8	996.2	971.5	950.3	931.5	900.9	880.9	873.9	869.2
10°	1138.5	1129.1	1111.5	1091.5	1059.7	1027.9	990.3	949.1	916.2	902.1	896.2
12.5°	1257.3	1244.4	1219.7	1200.8	1159.7	1111.5	1058.5	1002.1	956.2	936.2	925.6
15°	1387.8	1380.8	1351.4	1313.8	1265.5	1197.3	1131.4	1062.1	1003.2	975.0	957.4
17.5°	1529.0	1518.4	1486.6	1440.8	1372.6	1291.4	1215.0	1125.6	1057.4	1020.9	1000.9
20°	1667.8	1665.4	1618.4	1574.9	1494.9	1393.7	1294.9	1200.8	1115.0	1072.6	1046.8
22.5°	1823.0	1807.7	1766.6	1705.4	1610.1	1517.2	1400.8	1278.5	1177.3	1127.9	1098.5
25°	1984.2	1983.0	1932.4	1857.1	1745.4	1627.8	1501.9	1366.7	1251.4	1191.4	1152.6
27.5°	2184.1	2168.8	2104.1	2018.3	1888.9	1753.6	1607.8	1458.4	1322.0	1250.2	1203.2
30°	2359.3	2354.6	2281.7	2185.3	2040.6	1879.5	1721.9	1561.9	1405.5	1320.8	1269.1
32.5°	2501.7	2495.8	2433.4	2337.0	2181.7	2014.7	1833.6	1659.5	1489.0	1397.3	1329.0
35°	2620.4	2611.0	2546.3	2449.9	2315.8	2146.5	1953.6	1761.9	1580.7	1469.0	1404.3
37.5°	2667.5	2659.3	2606.3	2526.4	2402.9	2247.6	2061.8	1874.8	1672.5	1550.2	1477.2
40°	2649.8	2645.1	2607.5	2552.2	2458.1	2328.8	2165.3	1992.4	1776.0	1636.0	1549.0
42.5°	2566.3	2566.3	2542.8	2514.6	2467.5	2374.6	2257.0	2105.3	1875.9	1721.9	1617.2
45°	2448.7	2444.0	2435.8	2425.2	2418.1	2382.9	2317.0	2202.9	1986.5	1816.0	1699.5
47.5°	2292.3	2295.8	2289.9	2294.7	2324.1	2346.4	2342.9	2293.5	2099.4	1919.5	1780.7
50°	2046.5	2063.0	2081.8	2137.1	2197.0	2259.4	2317.0	2358.2	2232.3	2037.1	1874.8
52.5°	1741.9	1748.9	1799.5	1930.0	2058.2	2140.6	2250.0	2387.6	2349.9	2159.4	1985.3
55°	1366.7	1379.6	1456.1	1640.7	1868.9	2026.5	2154.7	2374.6	2469.9	2299.4	2114.7
57.5°	979.7	988.0	1110.3	1300.8	1598.4	1863.0	2046.5	2322.9	2566.3	2458.1	2247.6
60°	696.3	711.6	790.4	976.2	1262.0	1637.2	1947.7	2247.6	2655.7	2613.4	2421.7
62.5°	514.0	522.2	577.5	712.7	948.0	1329.0	1819.5	2192.3	2714.5	2780.4	2595.7
65°	387.0	390.5	428.1	521.0	709.2	979.7	1617.2	2181.7	2747.5	2922.7	2749.8
67.5°	304.6	310.5	334.0	397.5	528.1	712.7	1317.3	2174.7	2735.7	2980.3	2831.0
70°	256.4	257.6	275.2	310.5	395.2	512.8	984.4	2068.8	2669.8	2879.2	2755.7
72.5°	222.3	222.3	230.5	258.8	317.6	388.1	670.4	1816.0	2502.8	2572.2	2494.6
75°	179.9	178.8	192.9	219.9	255.2	298.7	450.5	1374.9	2152.3	2117.1	2053.5
77.5°	156.4	155.3	167.0	190.5	210.5	238.8	308.1	892.7	1693.6	1587.8	1547.8
80°	134.1	130.6	140.0	162.3	172.9	185.8	212.9	519.9	1106.7	1040.9	992.7
82.5°	101.1	92.9	90.6	109.4	116.4	108.2	108.2	182.3	402.2	405.8	375.2
85°	8.2	9.4	11.8	14.1	20.0	22.3	23.5	38.8	60.0	57.6	58.8
87.5°	1.2	1.2	1.2	2.4	2.4	3.5	3.5	3.5	4.7	4.7	4.7
90°	0.0	0.0	0.0	0.0	0.0	0.0	0.0	0.0	0.0	0.0	0.0



REPORT NUMBER: P868390

CATALOG NUMBER: EMM2-HTN-SA1B-730-U-T2R

CANDELA DISTRIBUTION (continued):

	90°	95°	105°	115°	125°	135°	145°	155°	165°	175°	180°
0°	837.4	837.4	837.4	837.4	837.4	837.4	837.4	837.4	837.4	837.4	837.4
2.5°	840.9	838.6	836.2	836.2	836.2	833.9	832.7	832.7	831.5	828.0	826.8
5°	849.2	845.6	842.1	842.1	842.1	840.9	839.8	840.9	839.8	836.2	835.1
7.5°	865.6	860.9	856.2	856.2	858.6	857.4	857.4	858.6	857.4	853.9	852.7
10°	889.2	882.1	879.8	879.8	882.1	880.9	879.8	879.8	878.6	872.7	875.0
12.5°	915.0	908.0	905.6	906.8	905.6	903.3	904.5	900.9	899.7	890.3	889.2
15°	948.0	939.7	935.0	936.2	932.7	928.0	923.3	920.9	916.2	908.0	905.6
17.5°	985.6	972.7	966.8	966.8	959.7	950.3	943.3	936.2	929.2	919.7	917.4
20°	1022.1	1010.3	1000.9	998.5	984.4	969.1	956.2	944.4	936.2	925.6	923.3
22.5°	1067.9	1051.5	1038.5	1027.9	1006.8	982.1	962.1	945.6	933.9	922.1	918.6
25°	1116.2	1092.6	1071.5	1051.5	1022.1	986.8	958.6	935.0	919.7	906.8	904.5
27.5°	1164.4	1133.8	1103.2	1071.5	1026.8	980.9	940.9	912.7	892.7	876.2	873.9
30°	1216.1	1178.5	1130.3	1084.4	1025.6	965.6	915.0	875.0	851.5	832.7	830.4
32.5°	1269.1	1222.0	1156.1	1093.8	1019.7	943.3	877.4	835.1	805.7	784.5	778.6
35°	1327.9	1270.2	1179.7	1097.3	1003.2	910.3	837.4	784.5	750.4	729.2	724.5
37.5°	1387.8	1314.9	1195.0	1095.0	979.7	871.5	785.7	731.6	691.6	662.2	657.5
40°	1449.0	1356.1	1204.4	1083.2	946.8	823.3	737.4	671.6	613.9	586.9	574.0
42.5°	1505.5	1393.7	1209.1	1066.8	910.3	772.7	673.9	588.1	534.0	504.6	510.4
45°	1564.3	1429.0	1210.3	1046.8	862.1	708.0	594.0	514.0	459.9	437.5	435.2
47.5°	1614.8	1458.4	1207.9	1018.5	808.0	633.9	510.4	434.0	394.0	372.8	370.5
50°	1681.9	1491.3	1204.4	985.6	737.4	549.3	432.8	370.5	334.0	317.6	316.4
52.5°	1748.9	1527.8	1202.0	939.7	663.3	469.3	362.3	312.9	288.2	279.9	277.6
55°	1837.1	1572.5	1203.2	886.8	578.7	387.0	307.0	272.9	259.9	256.4	256.4
57.5°	1938.3	1630.1	1210.3	828.0	490.5	319.9	267.0	251.7	250.5	252.9	254.0
60°	2060.6	1706.6	1224.4	766.8	409.3	270.5	243.5	242.3	245.8	254.0	256.4
62.5°	2198.2	1790.1	1242.0	686.9	331.7	237.6	230.5	235.2	239.9	249.3	250.5
65°	2319.4	1884.2	1252.6	610.4	277.6	218.8	222.3	224.6	236.4	249.3	249.3
67.5°	2392.3	1952.4	1212.6	514.0	231.7	202.3	209.4	216.4	229.3	241.1	243.5
70°	2367.6	1930.0	1076.2	398.7	196.4	187.0	195.2	205.8	218.8	232.9	239.9
72.5°	2195.9	1771.3	873.9	290.5	170.5	172.9	183.5	197.6	209.4	224.6	234.1
75°	1836.0	1478.4	630.4	209.4	149.4	158.8	175.2	187.0	195.2	198.8	199.9
77.5°	1393.7	1086.8	429.3	156.4	129.4	142.3	160.0	172.9	175.2	177.6	179.9
80°	910.3	691.6	242.3	109.4	98.8	116.4	130.6	144.7	140.0	147.0	149.4
82.5°	384.6	302.3	110.6	54.1	45.9	49.4	52.9	47.0	43.5	43.5	37.6
85°	50.6	38.8	16.5	7.1	5.9	3.5	3.5	3.5	2.4	2.4	2.4
87.5°	4.7	4.7	3.5	3.5	2.4	2.4	1.2	2.4	1.2	1.2	1.2
90°	0.0	0.0	0.0	0.0	0.0	0.0	0.0	0.0	0.0	0.0	0.0

LM-79-2019: Approved Method: Electrical and Photometric Measurements of Solid-
State Lighting Products

Report Prepared for

Cooper Lighting Solutions

Streetworks

Report Number: SP1-2407-157-4

Test Date: 08/07/2024

Luminaire Tested: MEM2-HTN-SA-40-730-U-5WQ-2

Data in this report applies to families of products including MEM2-HTN-SA-40-730-U-5WQ-2

Test Information

Test Method: LM-79-2019
 Report Number: SP1-2407-157-4
 Test Lab: COOPER LIGHTING SOLUTIONS
 Photometer: SP1 - 76IN SPHERE
 Measurement Geometry: 4π
 Issue Date: 08/20/2024
 Manufacturer: COOPER LIGHTING SOLUTIONS
 Product Line: Streetworks
 Catalog Number: **MEM2-HTN-SA-40-730-U-5WQ-2**
 Description: Epic Modern Light Square 40W 5WQ Optic and Flare Trim

Spectral Parameters

CCT (K): 3057
 CIE u': 0.2487
 CIE v': 0.5199
 Duv: -0.0002
 CIE x: 0.4326
 CIE y: 0.4020
 CIE z: 0.1654
 Peak Wavelength (nm): 593
 Dominant Wavelength (nm): 582
 Purity: 50.50735
 Rf: 74.6
 Rg: 94

CRI (Ra):	71.7		
R1:	68.1	R9:	-34.8
R2:	82.0	R10:	58.5
R3:	93.5	R11:	62.5
R4:	67.5	R12:	47.5
R5:	67.2	R13:	70.7
R6:	74.9	R14:	96.4
R7:	77.4	R15:	60.0
R8:	43.1		



Test Conditions

Stabilization Time: 21M
 Operation Time: 1H 21M
 Sphere Temperature (°C): 24.2

REPORT NUMBER: SP1-2407-157-4

Measurement and Test Equipment			
Instrument	Identification Number	Calibration Date	Calibration Due Date
Photometer	IN0058	6/18/2024	12/18/2024
Power Meter	INXT2011004	2/8/2024	2/8/2025
AC Power Source	IN0063	10/24/2023	10/24/2024
DC Power Source	IN0208	10/24/2023	10/24/2024
Sphere Thermometer	IN0085	10/24/2023	10/24/2024
Room Thermometer	IN0046	10/24/2023	10/24/2024

REPORT NUMBER: SP1-2407-157-4

CIE 1931 Chromaticity Diagram



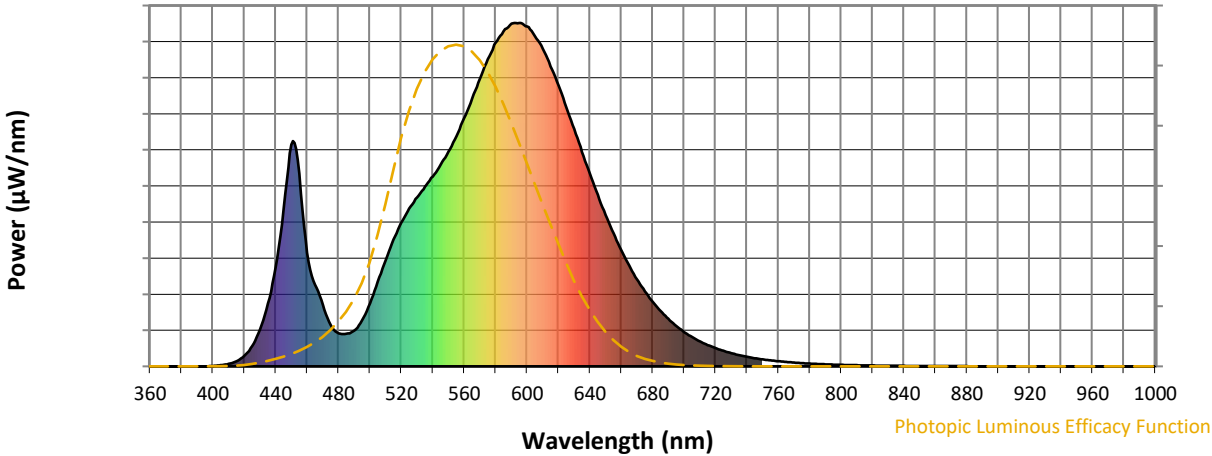
CIE 1931 Chromaticity Diagram with 2017 ANSI 7-Step and 4-Step Quadrangles



Point lies inside the ANSI 3000K 4-step quadrangle

REPORT NUMBER: SP1-2407-157-4

Photopic Flux vs. Wavelength

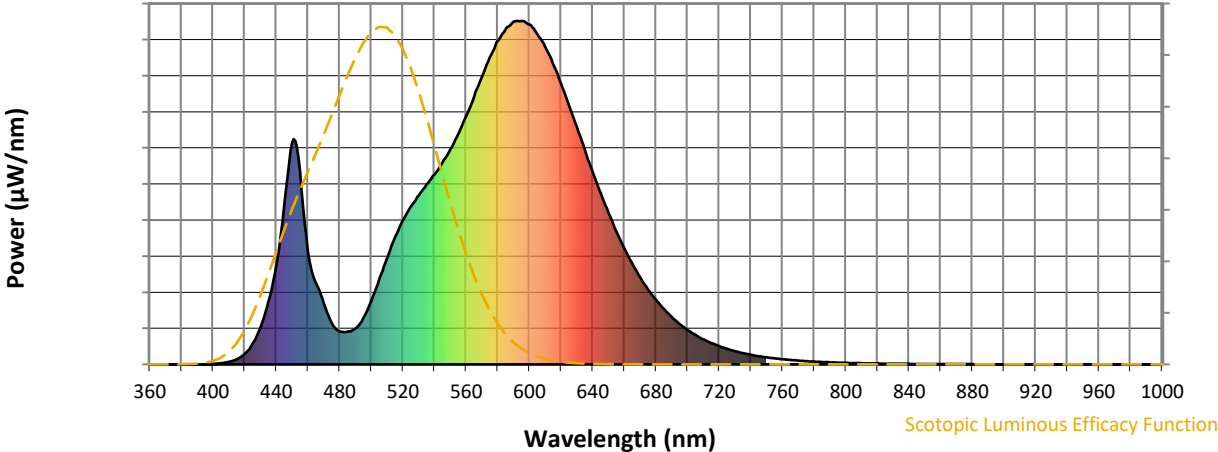


Photopic Lumens: NR

λ (nm)	Power W [^] /nm	Lumens (ϕ /nm)	λ (nm)	Power W [^] /nm	Lumens (ϕ /nm)	λ (nm)	Power W [^] /nm	Lumens (ϕ /nm)	λ (nm)	Power W [^] /nm	Lumens (ϕ /nm)	λ (nm)	Power W [^] /nm	Lumens (ϕ /nm)
360	0	NR	490	104	NR	620	818	NR	750	20	NR	880	1	NR
365	0	NR	495	135	NR	625	755	NR	755	17	NR	885	0	NR
370	0	NR	500	184	NR	630	691	NR	760	15	NR	890	0	NR
375	0	NR	505	247	NR	635	625	NR	765	13	NR	895	0	NR
380	0	NR	510	309	NR	640	561	NR	770	11	NR	900	0	NR
385	0	NR	515	369	NR	645	499	NR	775	9	NR	905	0	NR
390	0	NR	520	419	NR	650	441	NR	780	8	NR	910	0	NR
395	0	NR	525	460	NR	655	388	NR	785	7	NR	915	0	NR
400	1	NR	530	492	NR	660	338	NR	790	6	NR	920	0	NR
405	3	NR	535	524	NR	665	294	NR	795	5	NR	925	0	NR
410	7	NR	540	553	NR	670	253	NR	800	4	NR	930	0	NR
415	15	NR	545	588	NR	675	218	NR	805	4	NR	935	0	NR
420	31	NR	550	625	NR	680	188	NR	810	3	NR	940	0	NR
425	60	NR	555	670	NR	685	161	NR	815	3	NR	945	0	NR
430	107	NR	560	723	NR	690	139	NR	820	3	NR	950	0	NR
435	183	NR	565	780	NR	695	118	NR	825	2	NR	955	0	NR
440	289	NR	570	837	NR	700	100	NR	830	2	NR	960	0	NR
445	460	NR	575	894	NR	705	85	NR	835	2	NR	965	0	NR
450	646	NR	580	942	NR	710	73	NR	840	1	NR	970	0	NR
455	561	NR	585	976	NR	715	62	NR	845	1	NR	975	0	NR
460	331	NR	590	998	NR	720	53	NR	850	1	NR	980	0	NR
465	238	NR	595	1000	NR	725	45	NR	855	1	NR	985	0	NR
470	178	NR	600	990	NR	730	39	NR	860	1	NR	990	0	NR
475	120	NR	605	962	NR	735	33	NR	865	1	NR	995	0	NR
480	96	NR	610	925	NR	740	28	NR	870	1	NR	1000	0	NR
485	95	NR	615	873	NR	745	24	NR	875	1	NR			

REPORT NUMBER: SP1-2407-157-4

Scotopic Flux vs. Wavelength



Scotopic Lumens: NR S/P: 1.23

λ (nm)	Power W [^] /nm	Lumens (φ/nm)	λ (nm)	Power W [^] /nm	Lumens (φ/nm)	λ (nm)	Power W [^] /nm	Lumens (φ/nm)	λ (nm)	Power W [^] /nm	Lumens (φ/nm)	λ (nm)	Power W [^] /nm	Lumens (φ/nm)
360	0	NR	490	104	NR	620	818	NR	750	20	NR	880	1	NR
365	0	NR	495	135	NR	625	755	NR	755	17	NR	885	0	NR
370	0	NR	500	184	NR	630	691	NR	760	15	NR	890	0	NR
375	0	NR	505	247	NR	635	625	NR	765	13	NR	895	0	NR
380	0	NR	510	309	NR	640	561	NR	770	11	NR	900	0	NR
385	0	NR	515	369	NR	645	499	NR	775	9	NR	905	0	NR
390	0	NR	520	419	NR	650	441	NR	780	8	NR	910	0	NR
395	0	NR	525	460	NR	655	388	NR	785	7	NR	915	0	NR
400	1	NR	530	492	NR	660	338	NR	790	6	NR	920	0	NR
405	3	NR	535	524	NR	665	294	NR	795	5	NR	925	0	NR
410	7	NR	540	553	NR	670	253	NR	800	4	NR	930	0	NR
415	15	NR	545	588	NR	675	218	NR	805	4	NR	935	0	NR
420	31	NR	550	625	NR	680	188	NR	810	3	NR	940	0	NR
425	60	NR	555	670	NR	685	161	NR	815	3	NR	945	0	NR
430	107	NR	560	723	NR	690	139	NR	820	3	NR	950	0	NR
435	183	NR	565	780	NR	695	118	NR	825	2	NR	955	0	NR
440	289	NR	570	837	NR	700	100	NR	830	2	NR	960	0	NR
445	460	NR	575	894	NR	705	85	NR	835	2	NR	965	0	NR
450	646	NR	580	942	NR	710	73	NR	840	1	NR	970	0	NR
455	561	NR	585	976	NR	715	62	NR	845	1	NR	975	0	NR
460	331	NR	590	998	NR	720	53	NR	850	1	NR	980	0	NR
465	238	NR	595	1000	NR	725	45	NR	855	1	NR	985	0	NR
470	178	NR	600	990	NR	730	39	NR	860	1	NR	990	0	NR
475	120	NR	605	962	NR	735	33	NR	865	1	NR	995	0	NR
480	96	NR	610	925	NR	740	28	NR	870	1	NR	1000	0	NR
485	95	NR	615	873	NR	745	24	NR	875	1	NR			

REPORT NUMBER: SP1-2407-157-4

Melanopic Flux vs. Wavelength



Melanopic Lumens: NR

M/P: 2.27

λ (nm)	Power W [^] /nm	Lumens (φ/nm)	λ (nm)	Power W [^] /nm	Lumens (φ/nm)	λ (nm)	Power W [^] /nm	Lumens (φ/nm)	λ (nm)	Power W [^] /nm	Lumens (φ/nm)	λ (nm)	Power W [^] /nm	Lumens (φ/nm)
360	0	NR	490	104	NR	620	818	NR	750	20	NR	880	1	NR
365	0	NR	495	135	NR	625	755	NR	755	17	NR	885	0	NR
370	0	NR	500	184	NR	630	691	NR	760	15	NR	890	0	NR
375	0	NR	505	247	NR	635	625	NR	765	13	NR	895	0	NR
380	0	NR	510	309	NR	640	561	NR	770	11	NR	900	0	NR
385	0	NR	515	369	NR	645	499	NR	775	9	NR	905	0	NR
390	0	NR	520	419	NR	650	441	NR	780	8	NR	910	0	NR
395	0	NR	525	460	NR	655	388	NR	785	7	NR	915	0	NR
400	1	NR	530	492	NR	660	338	NR	790	6	NR	920	0	NR
405	3	NR	535	524	NR	665	294	NR	795	5	NR	925	0	NR
410	7	NR	540	553	NR	670	253	NR	800	4	NR	930	0	NR
415	15	NR	545	588	NR	675	218	NR	805	4	NR	935	0	NR
420	31	NR	550	625	NR	680	188	NR	810	3	NR	940	0	NR
425	60	NR	555	670	NR	685	161	NR	815	3	NR	945	0	NR
430	107	NR	560	723	NR	690	139	NR	820	3	NR	950	0	NR
435	183	NR	565	780	NR	695	118	NR	825	2	NR	955	0	NR
440	289	NR	570	837	NR	700	100	NR	830	2	NR	960	0	NR
445	460	NR	575	894	NR	705	85	NR	835	2	NR	965	0	NR
450	646	NR	580	942	NR	710	73	NR	840	1	NR	970	0	NR
455	561	NR	585	976	NR	715	62	NR	845	1	NR	975	0	NR
460	331	NR	590	998	NR	720	53	NR	850	1	NR	980	0	NR
465	238	NR	595	1000	NR	725	45	NR	855	1	NR	985	0	NR
470	178	NR	600	990	NR	730	39	NR	860	1	NR	990	0	NR
475	120	NR	605	962	NR	735	33	NR	865	1	NR	995	0	NR
480	96	NR	610	925	NR	740	28	NR	870	1	NR	1000	0	NR
485	95	NR	615	873	NR	745	24	NR	875	1	NR			

Summary

$R_f = 74.6$
 $R_g = 94$
 $CIE R_a = 71.7$
 $R_9 = -34.8$

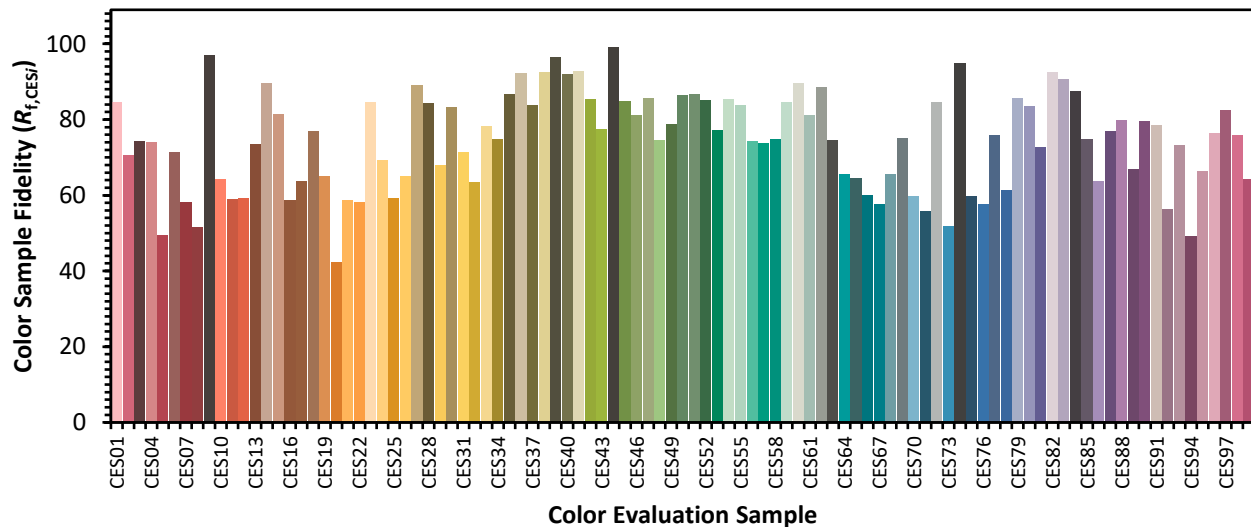


Color Vector Graphics

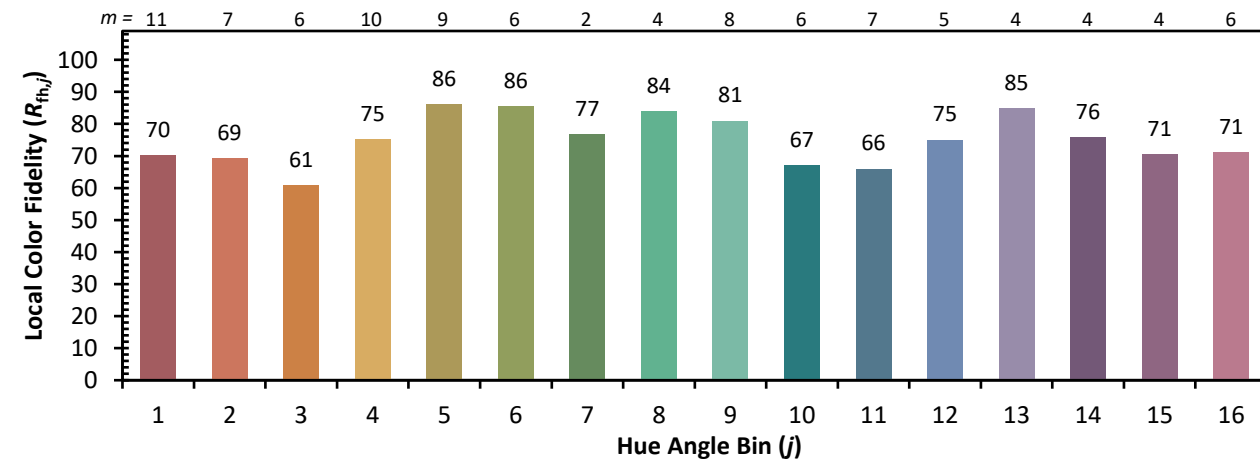
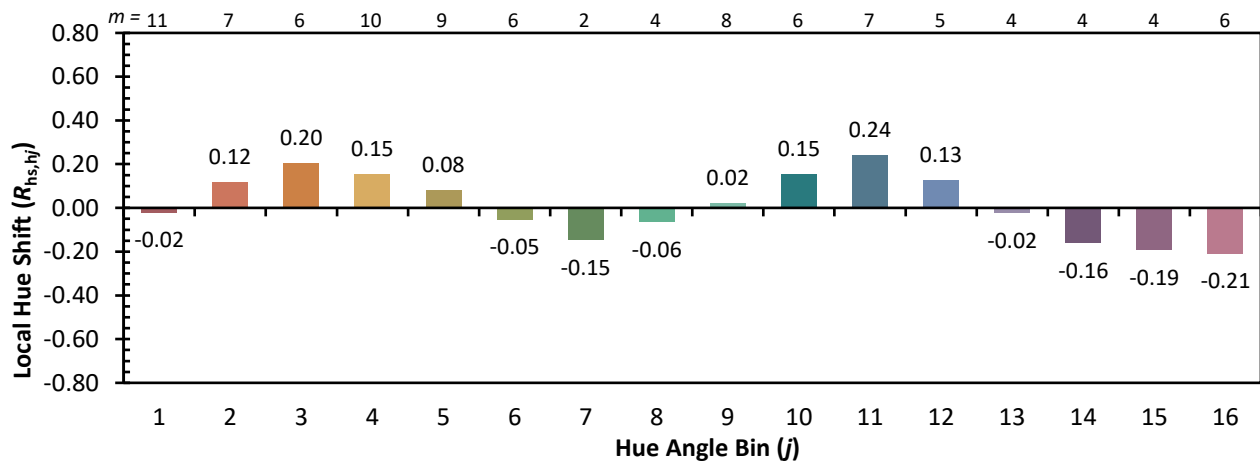
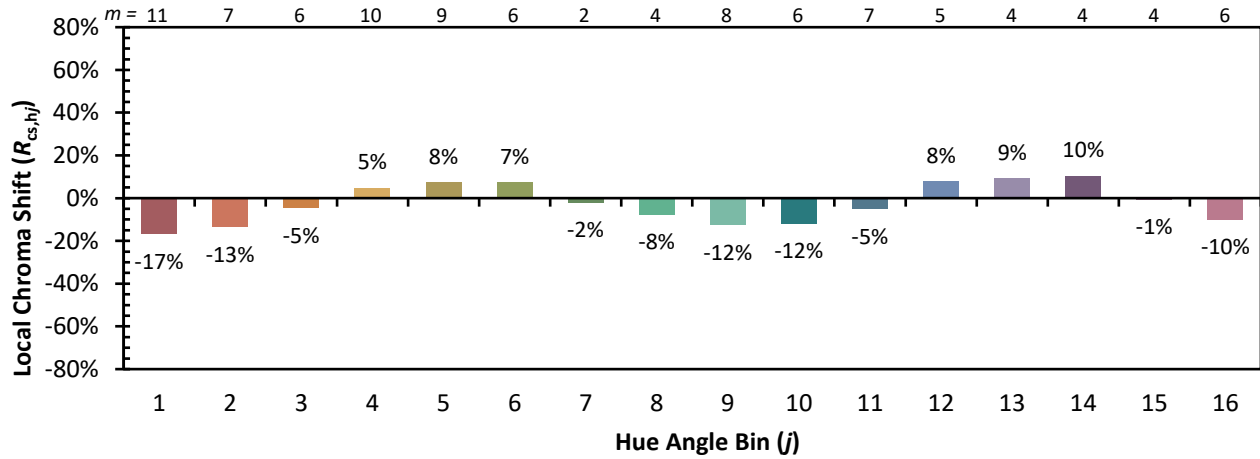


Individual Sample Fidelity Index ($R_{f,i}$)

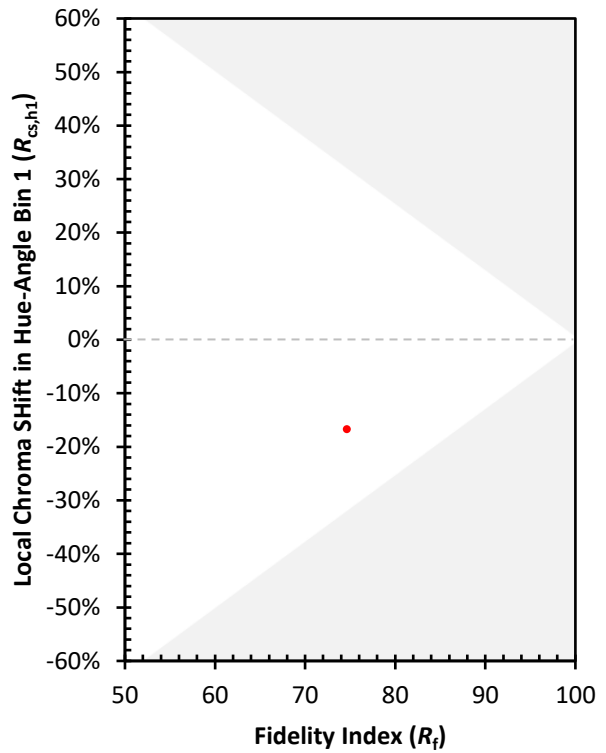
CES01 = 86	CES26 = 65	CES51 = 87	CES76 = 58
CES02 = 62	CES27 = 89	CES52 = 85	CES77 = 76
CES03 = 31	CES28 = 84	CES53 = 77	CES78 = 61
CES04 = 71	CES29 = 68	CES54 = 85	CES79 = 86
CES05 = 49	CES30 = 83	CES55 = 84	CES80 = 83
CES06 = 51	CES31 = 71	CES56 = 74	CES81 = 73
CES07 = 41	CES32 = 64	CES57 = 74	CES82 = 93
CES08 = 40	CES33 = 78	CES58 = 75	CES83 = 91
CES09 = 29	CES34 = 75	CES59 = 85	CES84 = 88
CES10 = 76	CES35 = 87	CES60 = 90	CES85 = 75
CES11 = 59	CES36 = 92	CES61 = 81	CES86 = 64
CES12 = 65	CES37 = 84	CES62 = 89	CES87 = 77
CES13 = 43	CES38 = 92	CES63 = 75	CES88 = 80
CES14 = 74	CES39 = 96	CES64 = 65	CES89 = 67
CES15 = 71	CES40 = 92	CES65 = 64	CES90 = 80
CES16 = 47	CES41 = 93	CES66 = 60	CES91 = 78
CES17 = 50	CES42 = 86	CES67 = 58	CES92 = 56
CES18 = 56	CES43 = 77	CES68 = 66	CES93 = 73
CES19 = 73	CES44 = 99	CES69 = 75	CES94 = 49
CES20 = 66	CES45 = 85	CES70 = 60	CES95 = 66
CES21 = 87	CES46 = 81	CES71 = 56	CES96 = 76
CES22 = 79	CES47 = 86	CES72 = 85	CES97 = 82
CES23 = 92	CES48 = 75	CES73 = 52	CES98 = 76
CES24 = 91	CES49 = 79	CES74 = 95	CES99 = 64
CES25 = 73	CES50 = 86	CES75 = 60	



Color Rendition by Hue-Angle Bin



Measure Comparisons



(END OF REPORT)